

RAWTENSTALL LIBRARY OPENING HOURS PUBLIC CONSULTATION

We are thinking of making changes to the opening hours of your library and would like to know what you think.
We are considering changing the hours to better suit your needs.
We would like to know which of the following two options you would prefer.

Option A - Current Opening hours

| Day | 9:00-10:00 | 10:00-11:00 | 11:00-12:00 | 12:00-13:00 | 13:00-14:00 | 14:00-15:00 | 15:00-16:00 | 16:00-17:00 | 17:00-18:00 | 18:00-19:00 | 19:00-20:00 | Times |
|-------|------------|-------------|-------------|-------------|-------------|-------------|-------------|-------------|-------------|-------------|----------------------|----------------|
| Mon | █ | █ | █ | █ | █ | █ | █ | █ | █ | █ | █ | 09:00 to 19:30 |
| Tues | █ | █ | █ | █ | █ | █ | █ | █ | █ | | | 09:00 to 17:00 |
| Wed | █ | █ | █ | █ | | | | | | | | 09:00 to 13:00 |
| Thurs | █ | █ | █ | █ | █ | █ | █ | █ | █ | █ | █ | 09:00 to 19:30 |
| Fri | █ | █ | █ | █ | █ | █ | █ | █ | █ | | | 09:00 to 17:00 |
| Sat | █ | █ | █ | █ | █ | █ | █ | █ | | | | 09:00 to 16:00 |
| Sun | | | | | | | | | | | | Closed |
| | | | | | | | | | | █ | Suggested Hours Lost | |

Option B - Proposed Opening hours

| Day | 9:00-10:00 | 10:00-11:00 | 11:00-12:00 | 12:00-13:00 | 13:00-14:00 | 14:00-15:00 | 15:00-16:00 | 16:00-17:00 | 17:00-18:00 | 18:00-19:00 | 19:00-20:00 | Times |
|-------|------------|-------------|-------------|-------------|-------------|-------------|-------------|-------------|-------------|-------------|------------------------|----------------|
| Mon | █ | █ | █ | █ | █ | █ | █ | █ | █ | | | 09:00 to 18:00 |
| Tues | █ | █ | █ | █ | █ | █ | █ | █ | | | | 09:00 to 17:00 |
| Wed | █ | █ | █ | █ | █ | █ | █ | █ | | | | 09:00 to 17:00 |
| Thurs | █ | █ | █ | █ | █ | █ | █ | █ | █ | | | 09:00 to 18:00 |
| Fri | █ | █ | █ | █ | █ | █ | █ | █ | | | | 09:00 to 17:00 |
| Sat | █ | █ | █ | █ | █ | █ | █ | █ | | | | 09:00 to 16:00 |
| Sun | | | | | | | | | | | | Closed |
| | | | | | | | | | | █ | Suggested Hours Gained | |

Thank you for taking part in this consultation, the final date for any responses is 26 July 2014. The results of this consultation will be published in Rawtenstall Library in Autumn 2014. Any agreed changes to opening hours will be put in place after the 1 October 2014 subject to County Council Approval.

READ LIBRARY OPENING HOURS PUBLIC CONSULTATION

We are thinking of making changes to the opening hours of your library and would like to know what you think.
We are considering changing the hours to better suit your needs.
We would like to know which of the following two options you would prefer.

Option A - Current Opening hours

| Day | 9:00-10:00 | 10:00-11:00 | 11:00-12:00 | 12:00-13:00 | 13:00-14:00 | 14:00-15:00 | 15:00-16:00 | 16:00-17:00 | 17:00-18:00 | 18:00-19:00 | 19:00-20:00 | Times | |
|-------|------------|-------------|-------------|-------------|-------------|-------------|-------------|-------------|-------------|-------------|-------------|--------------------------------|--------------------------------|
| Mon | | | | | | | | | | | | Closed | |
| Tues | | | | | | | | | | | | | 14:00-17:00 & 17:30 - 19:00 |
| Wed | | | | | | | | | | | | 14:00-17:00 & 17:30 - 19:00 | |
| Thurs | | | | | | | | | | | | 14:00-17:00 & 17:30 - 19:00 | |
| Fri | | | | | | | | | | | | Closed | |
| Sat | | | | | | | | | | | | Closed | |
| Sun | | | | | | | | | | | | Closed | |
| | | | | | | | | | | | | Suggested Hours Lost | |

Option B - Proposed Opening hours


| Day | 9:00-10:00 | 10:00-11:00 | 11:00-12:00 | 12:00-13:00 | 13:00-14:00 | 14:00-15:00 | 15:00-16:00 | 16:00-17:00 | 17:00-18:00 | 18:00-19:00 | 19:00-20:00 | Times |
|-------|------------|-------------|-------------|-------------|-------------|-------------|-------------|-------------|-------------|-------------|-------------|------------------------|
| Mon | | | | | | | | | | | | Closed |
| Tues | | | | | | | | | | | | 13:00-18:00 |
| Wed | | | | | | | | | | | | 13:00-18:00 |
| Thurs | | | | | | | | | | | | 13:00-18:00 |
| Fri | | | | | | | | | | | | Closed |
| Sat | | | | | | | | | | | | Closed |
| Sun | | | | | | | | | | | | Closed |
| | | | | | | | | | | | | Suggested Hours Gained |

Thank you for taking part in this consultation, the final date for any responses is 26 July 2014. The results of this consultation will be published in Read Library in Autumn 2014. Any agreed changes to opening hours will be put in place after the 1 October 2014 subject to County Council Approval.


RIBBLETON LIBRARY OPENING HOURS PUBLIC CONSULTATION

We are thinking of making changes to the opening hours of your library and would like to know what you think.
We are considering changing the hours to better suit your needs.
We would like to know which of the following two options you would prefer.

Option A - Current Opening hours

| Day | 9:00-10:00 | 10:00-11:00 | 11:00-12:00 | 12:00-13:00 | 13:00-14:00 | 14:00-15:00 | 15:00-16:00 | 16:00-17:00 | 17:00-18:00 | 18:00-19:00 | 19:00-20:00 | Times |
|---|------------|-------------|-------------|-------------|-------------|-------------|-------------|-------------|-------------|----------------------|-------------|---------------------------------|
| Mon | | | | | | | | | | | | 09:30 -12:30 & 13:30 - 19:00 |
| Tues | | | | | | | | | | | | 13:30 - 17:00 |
| Wed | | | | | | | | | | | | 09:30 -12:30 & 13:30 - 17:00 |
| Thurs | | | | | | | | | | | | Closed |
| Fri | | | | | | | | | | | | 09:30 -12:30 & 13:30 - 17:00 |
| Sat | | | | | | | | | | | | 09:30 - 12:30 |
| Sun | | | | | | | | | | | | Closed |
|  | | | | | | | | | | Suggested Hours Lost | | |

Option B - Proposed Opening hours

| Day | 9:00-10:00 | 10:00-11:00 | 11:00-12:00 | 12:00-13:00 | 13:00-14:00 | 14:00-15:00 | 15:00-16:00 | 16:00-17:00 | 17:00-18:00 | 18:00-19:00 | 19:00-20:00 | Times |
|---|------------|-------------|-------------|-------------|-------------|-------------|-------------|-------------|-------------|------------------------|-------------|---------------------------------|
| Mon | | | | | | | | | | | | 09:00 -12:30 & 13:30 - 17:00 |
| Tues | | | | | | | | | | | | 13:30 - 17:00 |
| Wed | | | | | | | | | | | | 09:00 -12:30 & 13:30 - 17:00 |
| Thurs | | | | | | | | | | | | Closed |
| Fri | | | | | | | | | | | | 09:00 -12:30 & 13:30 - 17:00 |
| Sat | | | | | | | | | | | | 09:30 - 12:30 |
| Sun | | | | | | | | | | | | Closed |
|  | | | | | | | | | | Suggested Hours Gained | | |

Thank you for taking part in this consultation, the final date for any responses is 26 July 2014. The results of this consultation will be published in Ribbleton Library in Autumn 2014. Any agreed changes to opening hours will be put in place after the 1 October 2014 subject to County Council Approval.

RISHTON LIBRARY OPENING HOURS PUBLIC CONSULTATION

We are thinking of making changes to the opening hours of your library and would like to know what you think.
We are considering changing the hours to better suit your needs.
We would like to know which of the following two options you would prefer.

Option A - Current Opening hours

| Day | 9:00-10:00 | 10:00-11:00 | 11:00-12:00 | 12:00-13:00 | 13:00-14:00 | 14:00-15:00 | 15:00-16:00 | 16:00-17:00 | 17:00-18:00 | 18:00-19:00 | 19:00-20:00 | Times | | | | | | |
|-------|------------|-------------|-------------|-------------|-------------|-------------|-------------|-------------|-------------|-------------|----------------------|-------|--|--|--|--|--|---------------------------------|
| Mon | | | | | | | | | | | | | | | | | | 09:30 -12:00 & 13:00 - 18:30 |
| Tues | | | | | | | | | | | | | | | | | | 09:30 -12:00 & 13:00 - 17:00 |
| Wed | | | | | | | | | | | | | | | | | | Closed |
| Thurs | | | | | | | | | | | | | | | | | | 09:30 -12:00 & 13:00 - 17:00 |
| Fri | | | | | | | | | | | | | | | | | | 09:30 -12:00 & 13:00 - 17:00 |
| Sat | | | | | | | | | | | | | | | | | | 09:30 - 12:00 |
| Sun | | | | | | | | | | | | | | | | | | Closed |
| | | | | | | | | | | | Suggested Hours Lost | | | | | | | |

Option B - Proposed Opening hours

| Day | 9:00-10:00 | 10:00-11:00 | 11:00-12:00 | 12:00-13:00 | 13:00-14:00 | 14:00-15:00 | 15:00-16:00 | 16:00-17:00 | 17:00-18:00 | 18:00-19:00 | 19:00-20:00 | Times | |
|-------|------------|-------------|-------------|-------------|-------------|-------------|-------------|-------------|-------------|-------------|------------------------|-------|---------------|
| Mon | | | | | | | | | | | | | 09:00 - 17:00 |
| Tues | | | | | | | | | | | | | 09:00 - 17:00 |
| Wed | | | | | | | | | | | | | Closed |
| Thurs | | | | | | | | | | | | | 09:00 - 17:00 |
| Fri | | | | | | | | | | | | | 09:00 - 17:00 |
| Sat | | | | | | | | | | | | | 09:00 - 12:00 |
| Sun | | | | | | | | | | | | | Closed |
| | | | | | | | | | | | Suggested Hours Gained | | |

Thank you for taking part in this consultation, the final date for any responses is 26 July 2014. The results of this consultation will be published in Rishton Library in Autumn 2014. Any agreed changes to opening hours will be put in place after the 1 October 2014 subject to County Council Approval.

ROSEGROVE LIBRARY OPENING HOURS PUBLIC CONSULTATION

We are thinking of making changes to the opening hours of your library and would like to know what you think.
We are considering changing the hours to better suit your needs.
We would like to know which of the following two options you would prefer.

Option A - Current Opening hours

| Day | 9:00-10:00 | 10:00-11:00 | 11:00-12:00 | 12:00-13:00 | 13:00-14:00 | 14:00-15:00 | 15:00-16:00 | 16:00-17:00 | 17:00-18:00 | 18:00-19:00 | 19:00-20:00 | Times |
|-------|------------|-------------|-------------|-------------|-------------|-------------|-------------|-------------|-------------|----------------------|-------------|---------------------------------|
| Mon | | | | | | | | | | | | 09:30 -12:30 & 13:30 - 19:00 |
| Tues | | | | | | | | | | | | 09:30 -12:30 & 13:30 - 17:00 |
| Wed | | | | | | | | | | | | Closed |
| Thurs | | | | | | | | | | | | 09:30 -12:30 & 13:30 - 17:00 |
| Fri | | | | | | | | | | | | 13:30 - 17:00 |
| Sat | | | | | | | | | | | | 09:30 - 12:30 |
| Sun | | | | | | | | | | | | Closed |
| | | | | | | | | | | Suggested Hours Lost | | |

Option B - Proposed Opening hours

| Day | 9:00-10:00 | 10:00-11:00 | 11:00-12:00 | 12:00-13:00 | 13:00-14:00 | 14:00-15:00 | 15:00-16:00 | 16:00-17:00 | 17:00-18:00 | 18:00-19:00 | 19:00-20:00 | Times |
|-------|------------|-------------|-------------|-------------|-------------|-------------|-------------|-------------|-------------|------------------------|-------------|---------------------------------|
| Mon | | | | | | | | | | | | 09:30 -12:30 & 13:30 - 18:00 |
| Tues | | | | | | | | | | | | 09:30 -12:30 & 13:30 - 17:00 |
| Wed | | | | | | | | | | | | Closed |
| Thurs | | | | | | | | | | | | 09:30 -12:30 & 13:30 - 18:00 |
| Fri | | | | | | | | | | | | 13:30 - 17:00 |
| Sat | | | | | | | | | | | | 09:30 - 12:30 |
| Sun | | | | | | | | | | | | Closed |
| | | | | | | | | | | Suggested Hours Gained | | |

Thank you for taking part in this consultation, the final date for any responses is 26 July 2014. The results of this consultation will be published in Rosegrove Library in Autumn 2014. Any agreed changes to opening hours will be put in place after the 1 October 2014 subject to County Council Approval.

SAVICK LIBRARY OPENING HOURS PUBLIC CONSULTATION

We are thinking of making changes to the opening hours of your library and would like to know what you think.
We are considering changing the hours to better suit your needs.
We would like to know which of the following two options you would prefer.

Option A - Current Opening hours

| Day | 9:00-10:00 | 10:00-11:00 | 11:00-12:00 | 12:00-13:00 | 13:00-14:00 | 14:00-15:00 | 15:00-16:00 | 16:00-17:00 | 17:00-18:00 | 18:00-19:00 | 19:00-20:00 | Times |
|-------|------------|-------------|-------------|-------------|-------------|-------------|-------------|-------------|-------------|-------------|-------------|---------------------------------|
| Mon | | | | | | | | | | | | 09:30 -12:30 & 13:30 - 19:00 |
| Tues | | | | | | | | | | | | 13:30 - 17:00 |
| Wed | | | | | | | | | | | | 09:30 -12:30 & 13:30 - 17:00 |
| Thurs | | | | | | | | | | | | Closed |
| Fri | | | | | | | | | | | | 09:30 -12:30 & 13:30 - 17:00 |
| Sat | | | | | | | | | | | | 09:30 - 12:30 |
| Sun | | | | | | | | | | | | Closed |

Suggested Hours Lost

Option B - Proposed Opening hours

| Day | 9:00-10:00 | 10:00-11:00 | 11:00-12:00 | 12:00-13:00 | 13:00-14:00 | 14:00-15:00 | 15:00-16:00 | 16:00-17:00 | 17:00-18:00 | 18:00-19:00 | 19:00-20:00 | Times |
|-------|------------|-------------|-------------|-------------|-------------|-------------|-------------|-------------|-------------|-------------|-------------|---------------------------------|
| Mon | | | | | | | | | | | | 09:00 -12:30 & 13:30 - 17:00 |
| Tues | | | | | | | | | | | | 13:30 - 17:00 |
| Wed | | | | | | | | | | | | 09:00 -12:30 & 13:30 - 17:00 |
| Thurs | | | | | | | | | | | | Closed |
| Fri | | | | | | | | | | | | 09:00 -12:30 & 13:30 - 17:00 |
| Sat | | | | | | | | | | | | 09:30 - 12:30 |
| Sun | | | | | | | | | | | | Closed |


Suggested Hours Gained

Thank you for taking part in this consultation, the final date for any responses is 26 July 2014. The results of this consultation will be published in Savick Library in Autumn 2014. Any agreed changes to opening hours will be put in place after the 1 October 2014 subject to County Council Approval.


SHAROE GREEN LIBRARY OPENING HOURS PUBLIC CONSULTATION

We are thinking of making changes to the opening hours of your library and would like to know what you think.
We are considering changing the hours to better suit your needs.
We would like to know which of the following two options you would prefer.

Option A - Current Opening hours

| Day | 9:00-10:00 | 10:00-11:00 | 11:00-12:00 | 12:00-13:00 | 13:00-14:00 | 14:00-15:00 | 15:00-16:00 | 16:00-17:00 | 17:00-18:00 | 18:00-19:00 | 19:00-20:00 | Times |
|---|------------|-------------|-------------|-------------|-------------|-------------|-------------|-------------|-------------|-------------|----------------------|----------------------------------|
| Mon | | | | | | | | | | | | 13:30 - 19:00 |
| Tues | | | | | | | | | | | | 09:30 - 12:30 & 13:30 - 17:00 |
| Wed | | | | | | | | | | | | 09:30 - 12:30 & 13:30 - 17:00 |
| Thurs | | | | | | | | | | | | Closed |
| Fri | | | | | | | | | | | | 09:30 - 12:30 & 13:30 - 19:00 |
| Sat | | | | | | | | | | | | 09:30 - 12:30 |
| Sun | | | | | | | | | | | | Closed |
|  | | | | | | | | | | | Suggested Hours Lost | |

Option B - Proposed Opening hours

| Day | 9:00-10:00 | 10:00-11:00 | 11:00-12:00 | 12:00-13:00 | 13:00-14:00 | 14:00-15:00 | 15:00-16:00 | 16:00-17:00 | 17:00-18:00 | 18:00-19:00 | 19:00-20:00 | Times |
|---|------------|-------------|-------------|-------------|-------------|-------------|-------------|-------------|-------------|-------------|------------------------|---------------|
| Mon | | | | | | | | | | | | 13:00 - 18:00 |
| Tues | | | | | | | | | | | | 09:30 - 17:00 |
| Wed | | | | | | | | | | | | 09:30 - 17:00 |
| Thurs | | | | | | | | | | | | Closed |
| Fri | | | | | | | | | | | | 09:30 - 17:00 |
| Sat | | | | | | | | | | | | 09:30 - 12:30 |
| Sun | | | | | | | | | | | | Closed |
|  | | | | | | | | | | | Suggested Hours Gained | |

Thank you for taking part in this consultation, the final date for any responses is 26 July 2014. The results of this consultation will be published in Sharoe Green Library in Autumn 2014. Any agreed changes to opening hours will be put in place after the 1 October 2014 subject to County Council Approval.

TARLETON LIBRARY OPENING HOURS PUBLIC CONSULTATION

We are thinking of making changes to the opening hours of your library and would like to know what you think.
We are considering changing the hours to better suit your needs.
We would like to know which of the following two options you would prefer.

Option A - Current Opening hours

| Day | 9:00-10:00 | 10:00-11:00 | 11:00-12:00 | 12:00-13:00 | 13:00-14:00 | 14:00-15:00 | 15:00-16:00 | 16:00-17:00 | 17:00-18:00 | 18:00-19:00 | 19:00-20:00 | Times |
|-------|------------|-------------|-------------|-------------|-------------|-------------|-------------|-------------|-------------|-------------|----------------------|-------------------|
| Mon | | | | | | | | | | | | 09:30 to 19:00 |
| Tues | | | | | | | | | | | | 09:30 to 17:00 |
| Wed | | | | | | | | | | | | Closed |
| Thurs | | | | | | | | | | | | 09:30 to 17:00 |
| Fri | | | | | | | | | | | | 09:30 to 19:00 |
| Sat | | | | | | | | | | | | 09:30 to 13:00 |
| Sun | | | | | | | | | | | | Closed |
| | | | | | | | | | | | Suggested Hours Lost | |

Option B - Proposed Opening hours

| Day | 9:00-10:00 | 10:00-11:00 | 11:00-12:00 | 12:00-13:00 | 13:00-14:00 | 14:00-15:00 | 15:00-16:00 | 16:00-17:00 | 17:00-18:00 | 18:00-19:00 | 19:00-20:00 | Times |
|-------|------------|-------------|-------------|-------------|-------------|-------------|-------------|-------------|-------------|-------------|------------------------|-------------------|
| Mon | | | | | | | | | | | | 09:00 to 18:00 |
| Tues | | | | | | | | | | | | 09:00 to 18:00 |
| Wed | | | | | | | | | | | | Closed |
| Thurs | | | | | | | | | | | | 09:00 to 18:00 |
| Fri | | | | | | | | | | | | 09:00 to 18:00 |
| Sat | | | | | | | | | | | | 09:00 to 13:00 |
| Sun | | | | | | | | | | | | Closed |
| | | | | | | | | | | | Suggested Hours Gained | |

Thank you for taking part in this consultation, the final date for any responses is 26 July 2014. The results of this consultation will be published in Tarleton Library in Autumn 2014. Any agreed changes to opening hours will be put in place after the 1 October 2014 subject to County Council Approval.

THORNTON LIBRARY OPENING HOURS PUBLIC CONSULTATION

We are thinking of making changes to the opening hours of your library and would like to know what you think.
We are considering changing the hours to better suit your needs.
We would like to know which of the following two options you would prefer.

Option A - Current Opening hours

| Day | 9:00-10:00 | 10:00-11:00 | 11:00-12:00 | 12:00-13:00 | 13:00-14:00 | 14:00-15:00 | 15:00-16:00 | 16:00-17:00 | 17:00-18:00 | 18:00-19:00 | 19:00-20:00 | Times |
|-------|------------|-------------|-------------|-------------|-------------|-------------|-------------|-------------|-------------|----------------------|-------------|---------------|
| Mon | | | | | | | | | | | | 09:30 - 17:00 |
| Tues | | | | | | | | | | | | 09:30 - 19:30 |
| Wed | | | | | | | | | | | | Closed |
| Thurs | | | | | | | | | | | | 09:30 - 19:30 |
| Fri | | | | | | | | | | | | 09:30 - 17:00 |
| Sat | | | | | | | | | | | | 09:30 - 13:00 |
| Sun | | | | | | | | | | | | Closed |
| | | | | | | | | | | Suggested Hours Lost | | |

Option B - Proposed Opening hours


| Day | 9:00-10:00 | 10:00-11:00 | 11:00-12:00 | 12:00-13:00 | 13:00-14:00 | 14:00-15:00 | 15:00-16:00 | 16:00-17:00 | 17:00-18:00 | 18:00-19:00 | 19:00-20:00 | Times |
|-------|------------|-------------|-------------|-------------|-------------|-------------|-------------|-------------|-------------|------------------------|-------------|---------------|
| Mon | | | | | | | | | | | | 09:00 - 18:00 |
| Tues | | | | | | | | | | | | 09:00 - 18:00 |
| Wed | | | | | | | | | | | | Closed |
| Thurs | | | | | | | | | | | | 09:00 - 18:00 |
| Fri | | | | | | | | | | | | 09:00 - 18:00 |
| Sat | | | | | | | | | | | | 09:00 - 13:00 |
| Sun | | | | | | | | | | | | Closed |
| | | | | | | | | | | Suggested Hours Gained | | |

Thank you for taking part in this consultation, the final date for any responses is 26 July 2014. The results of this consultation will be published in Thornton Library in Autumn 2014. Any agreed changes to opening hours will be put in place after the 1 October 2014 subject to County Council Approval.


TRAWDEN LIBRARY OPENING HOURS PUBLIC CONSULTATION

We are thinking of making changes to the opening hours of your library and would like to know what you think.
We are considering changing the hours to better suit your needs.
We would like to know which of the following two options you would prefer.

Option A - Current Opening hours

| Day | 9:00-10:00 | 10:00-11:00 | 11:00-12:00 | 12:00-13:00 | 13:00-14:00 | 14:00-15:00 | 15:00-16:00 | 16:00-17:00 | 17:00-18:00 | 18:00-19:00 | 19:00-20:00 | Times |
|---|------------|-------------|-------------|-------------|-------------|-------------|-------------|-------------|-------------|----------------------|-------------|---------------------------------|
| Mon | | | | | | | | | | | | Closed |
| Tues | | | | | | | | | | | | 13:30 -16:30 & 17:00 - 19:00 |
| Wed | | | | | | | | | | | | Closed |
| Thurs | | | | | | | | | | | | Closed |
| Fri | | | | | | | | | | | | 10:00 -12:30 & 13:30 - 17:00 |
| Sat | | | | | | | | | | | | Closed |
| Sun | | | | | | | | | | | | Closed |
|  | | | | | | | | | | Suggested Hours Lost | | |

Option B - Proposed Opening hours


| Day | 9:00-10:00 | 10:00-11:00 | 11:00-12:00 | 12:00-13:00 | 13:00-14:00 | 14:00-15:00 | 15:00-16:00 | 16:00-17:00 | 17:00-18:00 | 18:00-19:00 | 19:00-20:00 | Times |
|---|------------|-------------|-------------|-------------|-------------|-------------|-------------|-------------|-------------|------------------------|-------------|---------------------------------|
| Mon | | | | | | | | | | | | Closed |
| Tues | | | | | | | | | | | | 10:00 -12:30 & 13:30 - 17:00 |
| Wed | | | | | | | | | | | | Closed |
| Thurs | | | | | | | | | | | | Closed |
| Fri | | | | | | | | | | | | 10:00 -12:30 & 13:30 - 17:00 |
| Sat | | | | | | | | | | | | Closed |
| Sun | | | | | | | | | | | | Closed |
|  | | | | | | | | | | Suggested Hours Gained | | |

Thank you for taking part in this consultation, the final date for any responses is 26 July 2014. The results of this consultation will be published in Trawden Library in Autumn 2014. Any agreed changes to opening hours will be put in place after the 1 October 2014 subject to County Council Approval.


UPHOLLAND LIBRARY OPENING HOURS PUBLIC CONSULTATION

We are thinking of making changes to the opening hours of your library and would like to know what you think.
We are considering changing the hours to better suit your needs.
We would like to know which of the following two options you would prefer.

Option A - Current Opening hours

| Day | 9:00-10:00 | 10:00-11:00 | 11:00-12:00 | 12:00-13:00 | 13:00-14:00 | 14:00-15:00 | 15:00-16:00 | 16:00-17:00 | 17:00-18:00 | 18:00-19:00 | 19:00-20:00 | Times | |
|---|------------|-------------|-------------|-------------|-------------|-------------|-------------|-------------|-------------|-------------|----------------------|-------|---------------------------------|
| Mon | | | | | | | | | | | | | 09:30 -13:00 & 14:00 - 19:00 |
| Tues | | | | | | | | | | | | | 09:30 -13:00 |
| Wed | | | | | | | | | | | | | Closed |
| Thurs | | | | | | | | | | | | | 09:30 -13:00 & 14:00 - 17:00 |
| Fri | | | | | | | | | | | | | 09:30 -13:00 & 14:00 - 19:00 |
| Sat | | | | | | | | | | | | | 09:30 - 12:30 |
| Sun | | | | | | | | | | | | | Closed |
|  | | | | | | | | | | | Suggested Hours Lost | | |

Option B - Proposed Opening hours


| Day | 9:00-10:00 | 10:00-11:00 | 11:00-12:00 | 12:00-13:00 | 13:00-14:00 | 14:00-15:00 | 15:00-16:00 | 16:00-17:00 | 17:00-18:00 | 18:00-19:00 | 19:00-20:00 | Times |
|---|------------|-------------|-------------|-------------|-------------|-------------|-------------|-------------|-------------|-------------|------------------------|---------------|
| Mon | | | | | | | | | | | | 09:30 - 18:00 |
| Tues | | | | | | | | | | | | 09:30 - 13:00 |
| Wed | | | | | | | | | | | | Closed |
| Thurs | | | | | | | | | | | | 09:30 - 18:00 |
| Fri | | | | | | | | | | | | 09:30 - 18:00 |
| Sat | | | | | | | | | | | | 09:30 - 12:30 |
| Sun | | | | | | | | | | | | Closed |
|  | | | | | | | | | | | Suggested Hours Gained | |

Thank you for taking part in this consultation, the final date for any responses is 26 July 2014. The results of this consultation will be published in Upholland Library in Autumn 2014. Any agreed changes to opening hours will be put in place after the 1 October 2014 subject to County Council Approval.


WHALLEY LIBRARY OPENING HOURS PUBLIC CONSULTATION

We are thinking of making changes to the opening hours of your library and would like to know what you think.
We are considering changing the hours to better suit your needs.
We would like to know which of the following two options you would prefer.

Option A - Current Opening hours

| Day | 9:00-10:00 | 10:00-11:00 | 11:00-12:00 | 12:00-13:00 | 13:00-14:00 | 14:00-15:00 | 15:00-16:00 | 16:00-17:00 | 17:00-18:00 | 18:00-19:00 | 19:00-20:00 | Times |
|---|------------|-------------|-------------|-------------|-------------|-------------|-------------|-------------|-------------|-------------|----------------------|---------------------------------|
| Mon | | | | | | | | | | | | 09:30 -12:00 & 13:00 - 17:00 |
| Tues | | | | | | | | | | | | 09:30 -12:00 & 13:00 - 19:00 |
| Wed | | | | | | | | | | | | 09:30 -12:00 & 13:00 - 17:00 |
| Thurs | | | | | | | | | | | | Closed |
| Fri | | | | | | | | | | | | 09:30 -12:00 & 13:00 - 17:00 |
| Sat | | | | | | | | | | | | 09:30 - 12:00 |
| Sun | | | | | | | | | | | | Closed |
|  | | | | | | | | | | | Suggested Hours Lost | |

Option B - Proposed Opening hours


| Day | 9:00-10:00 | 10:00-11:00 | 11:00-12:00 | 12:00-13:00 | 13:00-14:00 | 14:00-15:00 | 15:00-16:00 | 16:00-17:00 | 17:00-18:00 | 18:00-19:00 | 19:00-20:00 | Times |
|---|------------|-------------|-------------|-------------|-------------|-------------|-------------|-------------|-------------|-------------|------------------------|---------------|
| Mon | | | | | | | | | | | | 09:00 - 17:00 |
| Tues | | | | | | | | | | | | 09:00 - 18:00 |
| Wed | | | | | | | | | | | | 09:00 - 17:00 |
| Thurs | | | | | | | | | | | | Closed |
| Fri | | | | | | | | | | | | 09:00 - 17:00 |
| Sat | | | | | | | | | | | | 09:00 - 12:00 |
| Sun | | | | | | | | | | | | Closed |
|  | | | | | | | | | | | Suggested Hours Gained | |

Thank you for taking part in this consultation, the final date for any responses is 26 July 2014. The results of this consultation will be published in Whalley Library in Autumn 2014. Any agreed changes to opening hours will be put in place after the 1 October 2014 subject to County Council Approval.


WHITWORTH LIBRARY OPENING HOURS PUBLIC CONSULTATION

We are thinking of making changes to the opening hours of your library and would like to know what you think.
We are considering changing the hours to better suit your needs.
We would like to know which of the following two options you would prefer.

Option A - Current Opening hours

| Day | 9:00-10:00 | 10:00-11:00 | 11:00-12:00 | 12:00-13:00 | 13:00-14:00 | 14:00-15:00 | 15:00-16:00 | 16:00-17:00 | 17:00-18:00 | 18:00-19:00 | 19:00-20:00 | Times |
|---|------------|-------------|-------------|-------------|-------------|-------------|-------------|-------------|-------------|----------------------|-------------|---------------------------------|
| Mon | | | | | | | | | | | | 14:00 - 19:00 |
| Tues | | | | | | | | | | | | 09:30 -13:00 & 14:00 - 17:00 |
| Wed | | | | | | | | | | | | Closed |
| Thurs | | | | | | | | | | | | 09:30 -13:00 & 14:00 - 17:00 |
| Fri | | | | | | | | | | | | 09:30 -13:00 & 14:00 - 17:00 |
| Sat | | | | | | | | | | | | 09:30 - 13:00 |
| Sun | | | | | | | | | | | | Closed |
|  | | | | | | | | | | Suggested Hours Lost | | |

Option B - Proposed Opening hours

| Day | 9:00-10:00 | 10:00-11:00 | 11:00-12:00 | 12:00-13:00 | 13:00-14:00 | 14:00-15:00 | 15:00-16:00 | 16:00-17:00 | 17:00-18:00 | 18:00-19:00 | 19:00-20:00 | Times |
|---|------------|-------------|-------------|-------------|-------------|-------------|-------------|-------------|-------------|------------------------|-------------|---------------|
| Mon | | | | | | | | | | | | 09:00 - 17:00 |
| Tues | | | | | | | | | | | | 09:00 - 17:00 |
| Wed | | | | | | | | | | | | Closed |
| Thurs | | | | | | | | | | | | 09:00 - 17:00 |
| Fri | | | | | | | | | | | | 09:00 - 17:00 |
| Sat | | | | | | | | | | | | 09:00 - 13:00 |
| Sun | | | | | | | | | | | | Closed |
|  | | | | | | | | | | Suggested Hours Gained | | |

Thank you for taking part in this consultation, the final date for any responses is 26 July 2014. The results of this consultation will be published in Whitworth Library in Autumn 2014. Any agreed changes to opening hours will be put in place after the 1 October 2014 subject to County Council Approval.